

Bifacial Double Glass Module
Made In China
DAS-DH108NA

410W~435W



Key Features



High Efficiency

Leading module efficiency in industry, up to 22.3%



Excellent Appearance and Performance

Bifacial solar cell, symmetrical design, low risk of micro-crack



High Reliability

25 years materials warranty, 30 years power warranty



Excellent Rear Side Power Generation

Bifaciality is up to 80%, up to 30% more energy yield than conventional modules



Better low irradiance performance

Higher power output even under low irradiance environments like on cloudy or foggy days



Extensive Application Scenes

More extensive application scenes, such as BIPV, snow field, vertical installation, high humidity, strong wind and desert region

Maximum Power Output

435W

Maximum Module Efficiency

22.3%

Power Output Tolerance

0~+5W

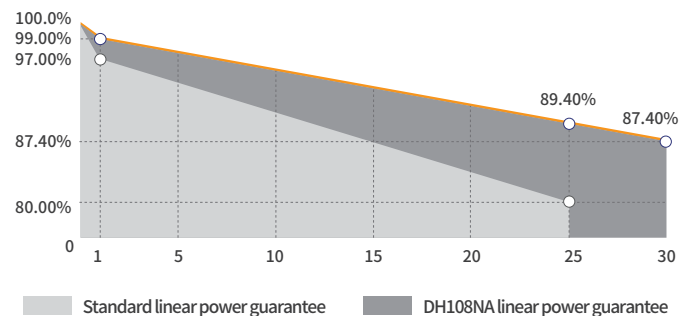
Product and Quality Certifications

IEC 61215, IEC 61730

ISO 9001: Quality Management System

ISO 14001: Environment Management System

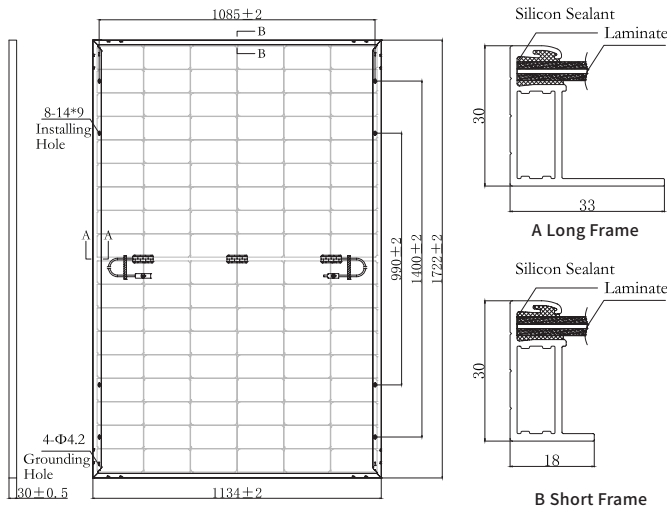
ISO 45001: Occupational Health and Safety Management System



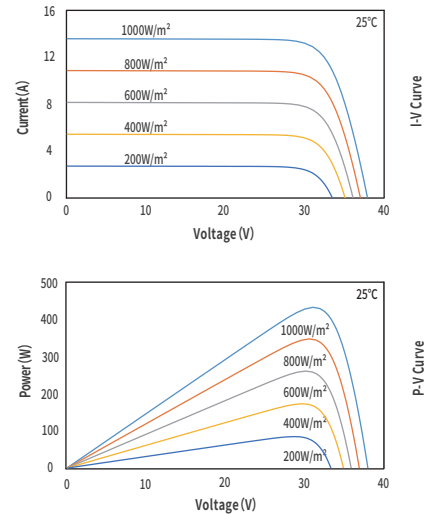
Leading Product and Power Warranty

-1.00% 1st-year Degradation -0.40% Annual Degradation 25 Years materials and workmanship warranty 30 Years linear power warranty

Engineering Drawing (MM)



Characteristic Curves(430W)



Electrical Parameters (STC *)

Nominal Max. Power(Pmax/W)	410	415	420	425	430	435
Open Circuit Voltage(Voc/V)	38.43	38.45	38.48	38.54	38.60	38.72
Short Circuit Current(Isc/A)	13.76	13.77	13.78	13.79	13.80	13.89
Operating Voltage(Vmp/V)	31.35	31.68	32.02	32.35	32.68	33.01
Operating Current(Imp/A)	13.08	13.10	13.12	13.14	13.16	13.18
Efficiency(%)	21.0	21.3	21.5	21.8	22.0	22.3

STC *: Irradiance = 1000 W/m², Cell Temperature = 25°C, AM = 1.5
Test condition is based on the front side

Mechanical Parameters

Cell Type	N Type
Module Size	1722 × 1134 × 30mm
Glass Thickness	1.6mm
Module Weight	20.5Kg
Output Cable	4mm ² , cable length 1200mm
Connector	See note
Junction Box	IP68, 3 bypass diodes
Frame	Anodized aluminium alloy (Black)

Connector*: 1.QC4.10-cd,2.PV-KST4-EVO2/xy_UR (male),PV-KBT4-EVO2/xy_UR(female)
3.PV-ZH202B,4.YC4,5.QC4.10-cds,6.PV-TT02,7.PV-JK03M2/xy(Plug+Socket)
8.PV2e,9.PV-DA01M2-XY,10.UTXC Fabcde/ UTXC Mabcde,
11.PV-KST4-EVO2A/xy,PV-KBT4-EVO2A/xy.

Electrical Parameters (NMOT *)

Nominal Max. Power(Pmax/W)	310.0	313.0	316.0	319.0	322.0	325.0
Open Circuit Voltage(Voc/V)	36.34	36.37	36.40	36.46	36.52	36.82
Short Circuit Current(Isc/A)	11.09	11.10	11.11	11.11	11.12	11.20
Operating Voltage(Vmp/V)	29.59	29.82	30.05	30.28	30.51	30.83
Operating Current(Imp/A)	10.48	10.50	10.52	10.54	10.56	10.58

NMOT *: Irradiance = 800 W/m², Ambient Temperature = 20°C, AM = 1.5,
Wind Speed = 1 m/s
Test condition is based on the front side

Temperature Coefficients

Short Circuit Current(Isc)	+0.045%/°C
Open Circuit Voltage(Voc)	-0.250%/°C
Nominal Max. Power(Pmax)	-0.300%/°C
NMOT	42 ± 2°C

Fire Safety Class: Class C

Backside Power Gain (For 430W)

Power Gain	10%	15%	20%	25%	30%
Nominal Max. Power(Pmax/W)	473.0	494.5	516.0	537.5	559.0
Open Circuit Voltage(Voc/V)	38.60	38.60	38.70	38.70	38.70
Short Circuit Current(Isc/A)	15.18	15.87	16.56	17.25	17.94
Operating Voltage(Vmp/V)	32.68	32.68	32.78	32.78	32.78
Operating Current(Imp/A)	14.47	15.13	15.74	16.40	17.05

Operating Parameters

Max. System Voltage	DC1500V
Power Tolerance	±3%
Operating Temperature	-40°C ~ +85°C
Max. Fuse Rated Current	30A
Designed Mechanical Load	Positive 3600Pa, Negative 1600Pa
Packing Data	36 pcs/Pallet; 216(20GP); 936(40HQ)