


THE DUOMAX MODULE



60 CELL
MULTICRYSTALLINE MODULE

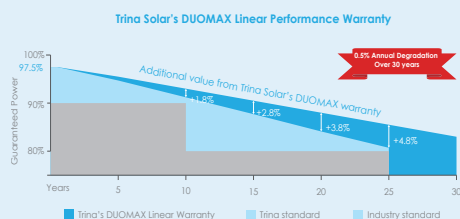
250-270W
POWER OUTPUT RANGE

16.4%
MAXIMUM EFFICIENCY

0~+5W
POSITIVE POWER TOLERANCE

As a leading global manufacturer of next generation photovoltaic products, we believe close cooperation with our partners is critical to success. With local presence around the globe, Trina is able to provide exceptional service to each customer in each market and supplement our innovative, reliable products with the backing of Trina as a strong, bankable partner. We are committed to building strategic, mutually beneficial collaboration with installers, developers, distributors and other partners as the backbone of our shared success in driving Smart Energy Together.

Trina Solar Limited
www.trinasolar.com



Trinasolar
Smart Energy Together



Highly reliable due to stringent quality control

- PID resistant and free of snail trails
- Increased module robustness to minimize micro-cracks
- 100% EL double inspection



Enhanced safety

- Fire class A certified by TUV Rheinland according to fire test IEC 61730-2 / MST 23
- Certified for fire type I3 (UL 1703)



Increased value

- Higher maximum system voltage reduces BOS costs
- 30 year linear warranty
- 0.5% annual degradation
- Available with transparent encapsulant to increase value for greenhouse or carport applications



Certified to withstand the most challenging environmental conditions

- Module coating resistant to sand, acid, and alkali
- 2400 Pa wind load*
- 5400 Pa snow load*
- 35 mm hail stones at 97 km/h

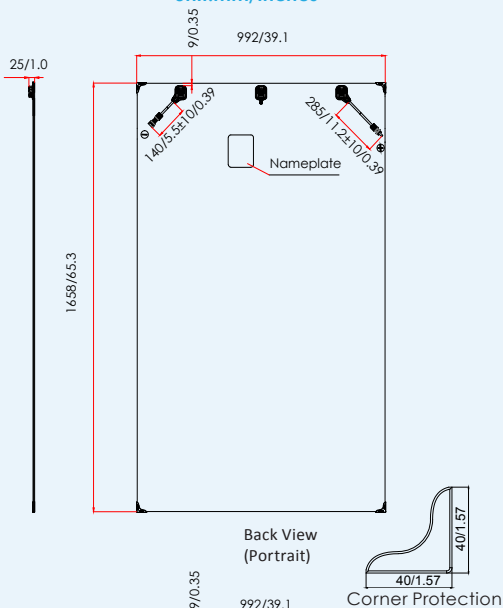
Comprehensive products and system certificates

- IEC 61215/ IEC 61730/ UL 1703/ IEC 61701/ IEC 62716
- ISO 9001: Quality Management System
- ISO 14001: Environmental Management System
- ISO 14064: Greenhouse Gases Emissions Verification
- OHSAS 18001: Occupation Health and Safety Management System



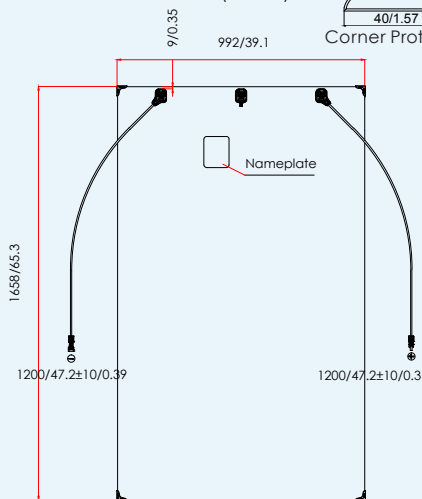
DIMENSIONS OF PV MODULE

unit:mm/inches



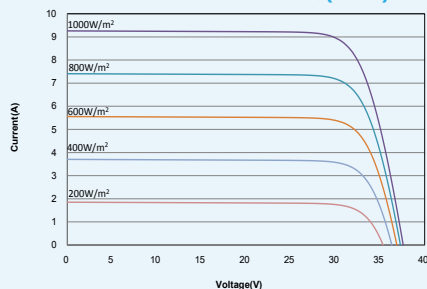
Back View
(Portrait)

Corner Protection

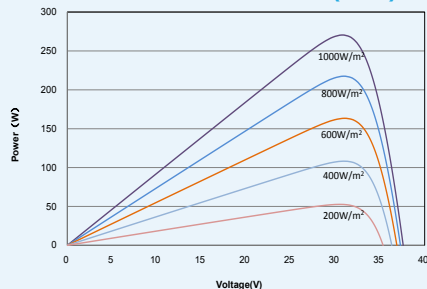


Back View
(Landscape)

I-V CURVES OF PV MODULE(270W)



P-V CURVES OF PV MODULE(270W)



ELECTRICAL DATA (STC)

Peak Power Watts- P_{MAX} (Wp)*	260	265	270
Power Output Tolerance- P_{MAX} (W)	0~+5		
Maximum Power Voltage- V_{MPP} (V)	30.5	30.8	31.1
Maximum Power Current- I_{MPP} (A)	8.52	8.60	8.69
Open Circuit Voltage- V_{OC} (V)	37.6	37.6	37.6
Short Circuit Current- I_{SC} (A)	9.10	9.20	9.26
Module Efficiency η_m (%)	15.8	16.1	16.4

STC: Irradiance 1000 W/m², Cell Temperature 25°C, Air Mass AM1.5.

*Test tolerance: $\pm 3\%$.

ELECTRICAL DATA (NOCT)

Maximum Power- P_{MAX} (Wp)	193	197	201
Maximum Power Voltage- V_{MPP} (V)	28.0	28.2	28.3
Maximum Power Current- I_{MPP} (A)	6.89	6.98	7.11
Open Circuit Voltage- V_{OC} (V)	34.9	34.9	34.9
Short Circuit Current- I_{SC} (A)	7.35	7.43	7.49

NOCT: Irradiance at 800 W/m², Ambient Temperature 20°C, Wind Speed 1 m/s.

MECHANICAL DATA

Solar Cells	Multicrystalline 156 × 156 mm (6 inches)
Cell Orientation	60 cells (6 × 10)
Module Dimensions	1658 × 992 × 6 mm (65.3 × 39.1 × 0.236 inches) 1664 × 998 × 7.6 mm with corner (65.5 × 39.3 × 0.299 inches) 1664 × 998 × 25 mm with corner and junction box (65.5 × 39.3 × 0.984 inches)
Weight	23.0 kg (50.7 lb)
Front Glass	2.5 mm (0.10 inches), High Transmission, AR Coated Heat Strengthened Glass
EVA	White
Back Glass	2.5 mm (0.10 inches), Heat Strengthened Glass
Frame	Frameless
J-Box	IP 67 or IP 68 rated
Cables	Photovoltaic Technology Cable 4.0 mm ² (0.006 inches ²) Portrait: 140/285 mm (5.5/11.2 inches) Landscape: 1200/1200 mm (47.2/47.2 inches)
Connector	MC4 Compatible or Amphenol H4/UTX (1500V)
Fire Type	Type 13

TEMPERATURE RATINGS

Nominal Operating Cell Temperature (NOCT)	44°C ($\pm 2^\circ\text{C}$)
Temperature Coefficient of P_{MAX}	-0.41%/°C
Temperature Coefficient of V_{OC}	-0.32%/°C
Temperature Coefficient of I_{SC}	0.05%/°C

MAXIMUM RATINGS

Operational Temperature	-40~+85°C
Maximum System Voltage	1500V DC (IEC) 1000V DC (UL)
Max Series Fuse Rating	15A

WARRANTY

10 year Product Workmanship Warranty

30 year Linear Power Warranty

(Please refer to product warranty for details)

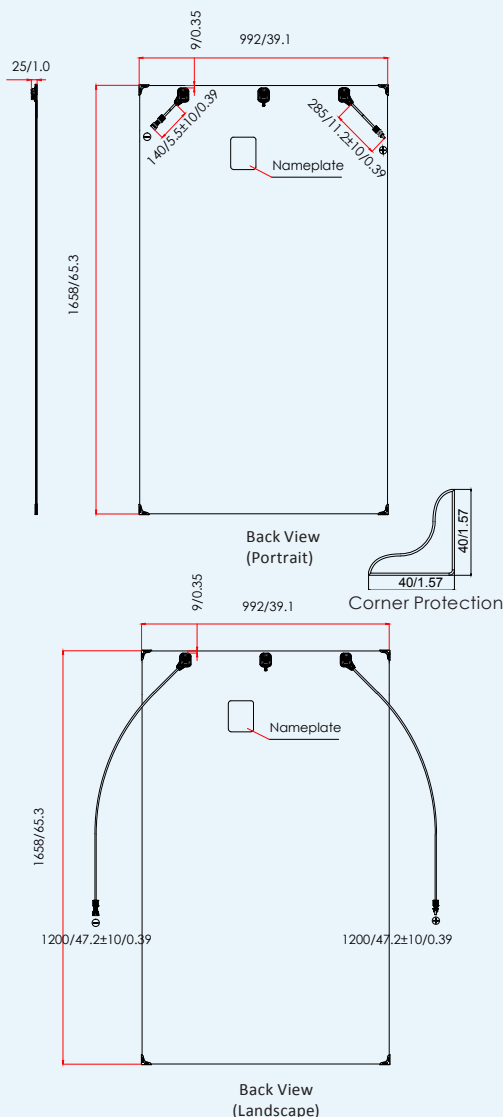
PACKAGING CONFIGURATION

Modules per box: 30 pieces

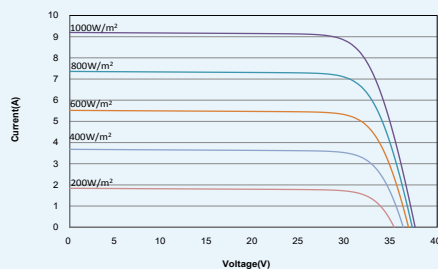
Modules per 40' container: 780 pieces

DIMENSIONS OF PV MODULE

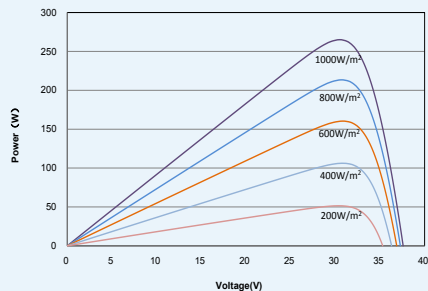
unit:mm/inches



I-V CURVES OF PV MODULE(265W)



P-V CURVES OF PV MODULE(265W)



ELECTRICAL DATA (STC)

Peak Power Watts- P_{MAX} (Wp)*	250	255	260	265
Power Output Tolerance- P_{MAX} (W)	0~+5			
Maximum Power Voltage- V_{MPP} (V)	30.0	30.3	30.5	30.8
Maximum Power Current- I_{MPP} (A)	8.34	8.42	8.52	8.60
Open Circuit Voltage- V_{OC} (V)	37.5	37.5	37.6	37.6
Short Circuit Current- I_{SC} (A)	8.97	9.01	9.10	9.20
Module Efficiency η_m (%)	15.2	15.5	15.8	16.1

STC: Irradiance 1000 W/m², Cell Temperature 25°C, Air Mass AM1.5.

*Test tolerance: $\pm 3\%$.

ELECTRICAL DATA (NOCT)

Maximum Power- P_{MAX} (Wp)	186	190	193	197
Maximum Power Voltage- V_{MPP} (V)	27.6	27.9	28.0	28.2
Maximum Power Current- I_{MPP} (A)	6.74	6.81	6.89	6.98
Open Circuit Voltage- V_{OC} (V)	34.8	34.8	34.9	34.9
Short Circuit Current- I_{SC} (A)	7.24	7.28	7.35	7.43

NOCT: Irradiance at 800 W/m², Ambient Temperature 20°C, Wind Speed 1 m/s.

MECHANICAL DATA

Solar Cells	Multicrystalline 156 × 156 mm (6 inches)
Cell Orientation	60 cells (6 × 10)
Module Dimensions	1658 × 992 × 6 mm (65.3 × 39.1 × 0.236 inches) 1664 × 998 × 7.6 mm with corner (65.5 × 39.3 × 0.299 inches) 1664 × 998 × 25 mm with corner and junction box (65.5 × 39.3 × 0.984 inches)
Weight	23.0 kg (50.7 lb)
Front Glass	2.5 mm (0.10 inches), High Transmission, AR Coated Heat Strengthened Glass
EVA	Clear
Back Glass	2.5 mm (0.10 inches), Heat Strengthened Glass
Frame	Frameless
J-Box	IP 67 or IP 68 rated
Cables	Photovoltaic Technology Cable 4.0 mm² (0.006 inches²) Portrait: 140/285 mm (5.5/11.2 inches) Landscape: 1200/1200 mm (47.2/47.2 inches)
Connector	MC4 Compatible or UAmphenol H4/UTX (1500V)
Fire Type	Type 13

TEMPERATURE RATINGS

Nominal Operating Cell Temperature (NOCT)	44°C ($\pm 2^\circ\text{C}$)
Temperature Coefficient of P_{MAX}	-0.41%/°C
Temperature Coefficient of V_{OC}	-0.32%/°C
Temperature Coefficient of I_{SC}	0.05%/°C

MAXIMUM RATINGS

Operational Temperature	-40~+85°C
Maximum System Voltage	1500V DC (IEC) 1000V DC (UL)
Max Series Fuse Rating	15A

WARRANTY

- 10 year Product Workmanship Warranty
- 30 year Linear Power Warranty

(Please refer to product warranty for details)

PACKAGING CONFIGURATION

- Modules per box: 30 pieces
- Modules per 40' container: 780 pieces